

PO1 Printing Purchase Orders on Agresso

All Requisitions once converted into a Purchase Order will be automatically emailed or faxed to the supplier. There are a number of suppliers excluded from this automated option (see Agresso website for supplier list) and in these circumstances the original Purchase order will have to be printed off and sent to the supplier by the Purchasing officer.

The purpose of this section allows the Purchasing Officer to print off any Purchase Orders that need to be sent to the supplier on the exclusion list.

1. **Any orders that have NOT been Automatically Emailed or Faxed to the supplier will be printed off by the Purchase Officer who approved the Requisitions.**
2. **COPY ORDERS**
If an order has already been Emailed/Faxed/Printed the Purchasing Officer can run a process to print off a Copy Purchase Order. The Order number must be known as this must be entered when requesting a copy.

Converting Requisition to a Purchase Order Process

There is an automatic process that converts all Requisitions to a Purchase Order. This process takes place every 10/15 minutes. After this the original purchase order is available to be printed and can then be sent to the supplier.

If there is a Purchase Order that has to be manually sent to a supplier and the Purchasing Officer who has approved this has forgotten to do so then an email will be sent to the Purchasing Officer to remind them to print of an original Purchase order.

The details of the order are held centrally on a University Server which must be requested to be available on the users PC using the printing process instructions in this section.

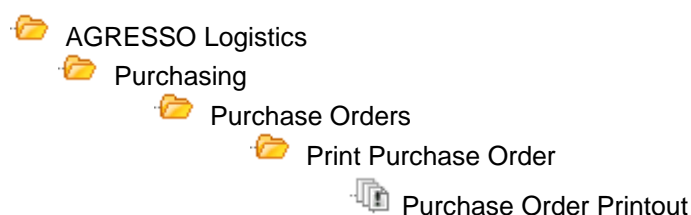
Known Causes for being unable to print order

- Requisition is not fully approved so will not convert into a Purchase Order.
- The time the request for print was processed too quick after the Requisition was approved by the Purchasing Officer – Systems Support Section advise waiting 15/20 minutes.
- Trying to print off a Purchase Order approved by another Purchasing Officer

Any other problems please contact the Agresso Support Desk.

PO1.1: Printing Purchase Orders



1. Access the Print Purchase Orders screen by clicking on:

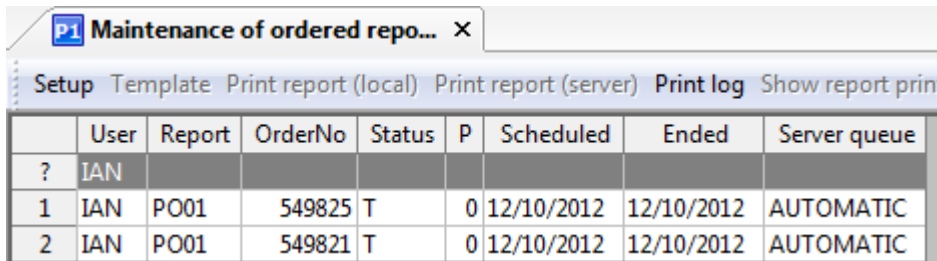


2. The following screen will appear:


Variant

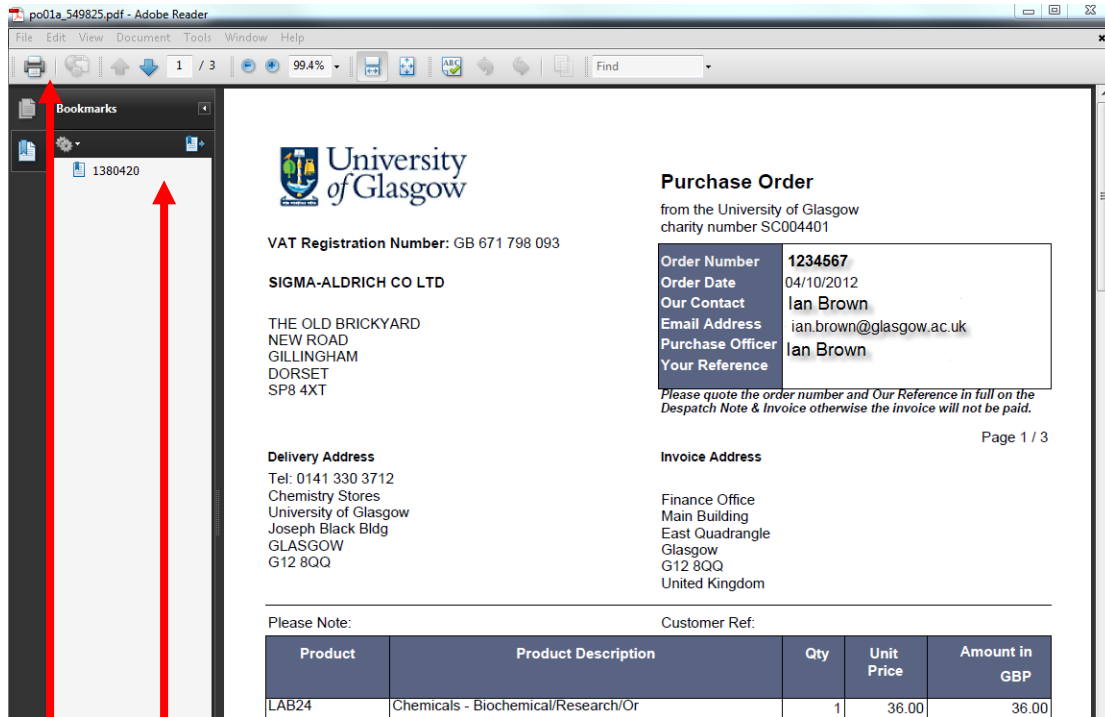
	Param name	
1	Copies	1
2	Server queue	Reports Automatically Scheduled
3	Priority	0
4	Printer	DEFAULT
5	E-mail confirmation	<input type="checkbox"/>
6	E-mail distribution	<input type="checkbox"/>
7	Status	N
8	Start date	
9	Start time	
10	Output type	Auto-select
26	Responsible	IAN BROWN - SSD TEAM MEMBER

3. Click on 'Save'  or press **F12**.
4. Agresso will allocate an 'order' number to the report. **Note this down.**
5. To check on the progress of this 'ordered report', click on the 'Maintenance of Ordered Reports' icon. 
6. The screen will look like this:



	User	Report	OrderNo	Status	P	Scheduled	Ended	Server queue
?	IAN							
1	IAN	PO01	549825	T	0	12/10/2012	12/10/2012	AUTOMATIC
2	IAN	PO01	549821	T	0	12/10/2012	12/10/2012	AUTOMATIC

7. If the status is still '**N** - in queue', '**W** – working' on the request, '**T - Finished**' the system has completed your request. To check the status wait a few moments and then click on  or press **F7** again until the status changes to 'T'
8. When the Status is 'T' **double click** on the line, or select 'Tools', 'Show Report Printout'.
9. The order will be shown on the screen.




po01a_549825.pdf - Adobe Reader

File Edit View Document Tools Window Help

1 / 3 99.4%

Bookmarks

1380420

 University of Glasgow

VAT Registration Number: GB 671 798 093

SIGMA-ALDRICH CO LTD

THE OLD BRICKYARD
NEW ROAD
GILLINGHAM
DORSET
SP8 4XT

Delivery Address
Tel: 0141 330 3712
Chemistry Stores
University of Glasgow
Joseph Black Bldg
GLASGOW
G12 8QQ

Purchase Order
from the University of Glasgow
charity number SC004401

Order Number	1234567
Order Date	04/10/2012
Our Contact	Ian Brown
Email Address	ian.brown@glasgow.ac.uk
Purchase Officer	Ian Brown
Your Reference	

Please quote the order number and Our Reference in full on the Despatch Note & Invoice otherwise the invoice will not be paid.

Page 1 / 3

Invoice Address
Finance Office
Main Building
East Quadrangle
Glasgow
G12 8QQ
United Kingdom

Please Note: Customer Ref:

Product	Product Description	Qty	Unit Price	Amount in GBP
LAB24	Chemicals - Biochemical/Research/Or	1	36.00	36.00

10. A list of orders in the printing request will be shown on the left hand side
11. To print the order, click on the print icon at the top of the window. Click 'OK'. The order will print at your local printer. **N.B. If required the order can also be saved or emailed.**
12. Click on the 'X' box in the top right hand corner, to close the Window.